

Scaled data based on original data using
LM-79-08 Approved Method: Electrical and Photometric Measurements of Solid-
State Lighting Products

Test Report Prepared for
Cooper Lighting Solutions
(formerly Eaton)

Brand: INVUE

Report Number: P675752

Luminaire Tested: **CCW-SA-2E-830-U-SL4**

Issue Date: 04/25/2023



Test Information

Test Method: LM-79-08
Report Number: P675752
Test Lab: INNOVATION CENTER(G1)
Issue Date: 04/25/2023
Manufacturer: COOPER LIGHTING SOLUTIONS (FORMERLY EATON)
Product Line: INVUE
Catalog Number: CCW-SA-2E-830-U-SL4
Description: INVUE CLEAR CURVE Wall Pack MOUNT LIGHT SQUARE LUMINAIRE @1050mA w/
SL4 distribution lens
Light Source: (32) 3000K CCT, 80 CRI LEDs
Ballast/Driver: ELECTRONIC DRIVER

Summary

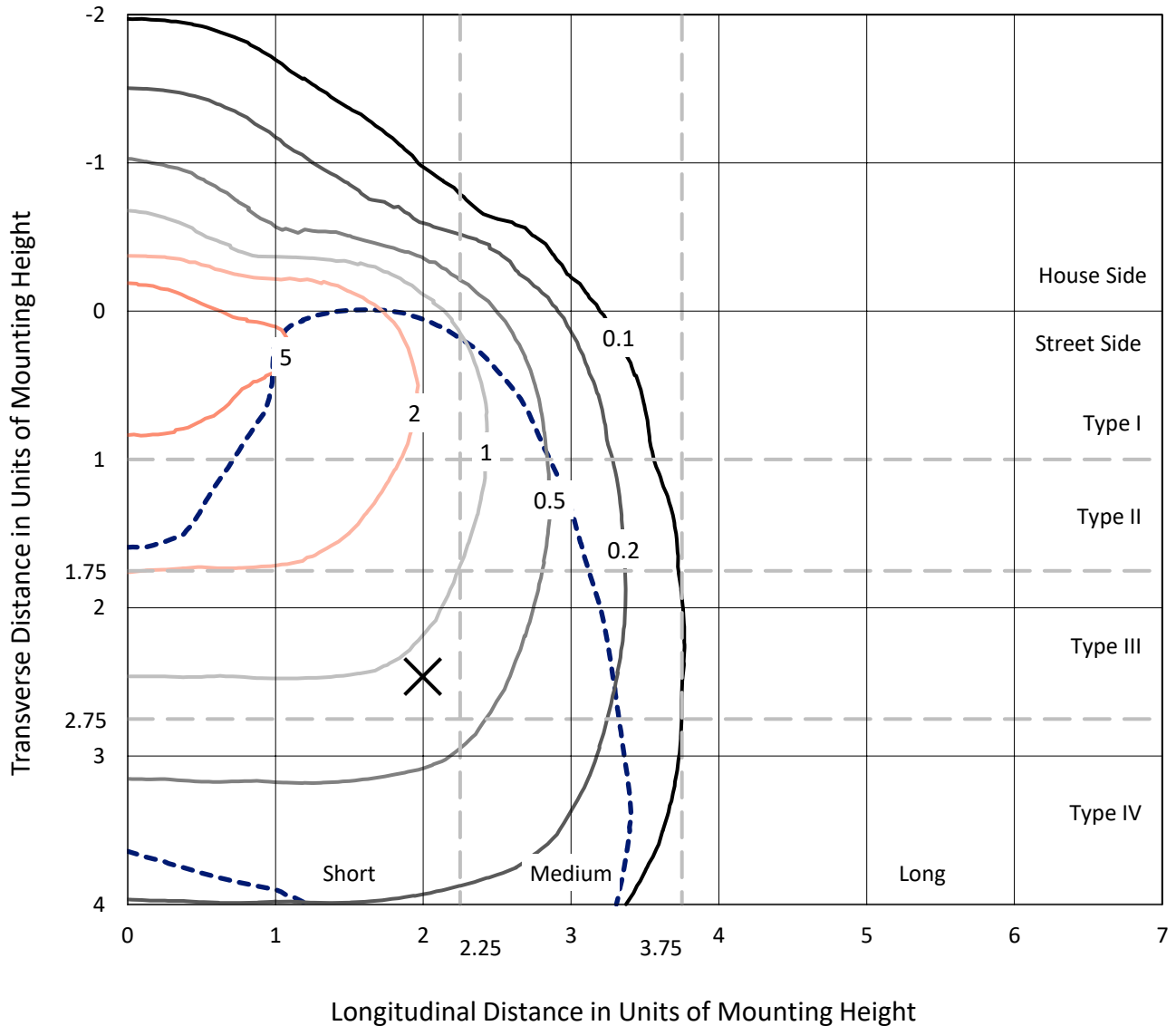
Lumens per Lamp: N/A
Luminaire Lumens: 10646.4 lumens
Efficiency: N/A
Efficacy: 99.9 lumens/watt
Luminous Opening: Rectangular (W 1' x L: 1' x H: 0')
IES Classification: Type IV - Short
BUG Rating: B1 - U0 - G3

Input Watts (W): 106.6
Input Voltage (V): 120
Input Current (Ain): NR
Voltage Rise (V): NR
Power Factor: NR
Total Harmonic Distortion (THDi): NR
Frequency (hertz): 60
Stabilization Time: NR
Operation Time: NR
Ambient Temperature (°C): NR
Test Distance: 25 FT

REPORT NUMBER: P675752
 CATALOG NUMBER: CCW-SA-2E-830-U-SL4

Iso-Footcandle Lines of Horizontal Illumination

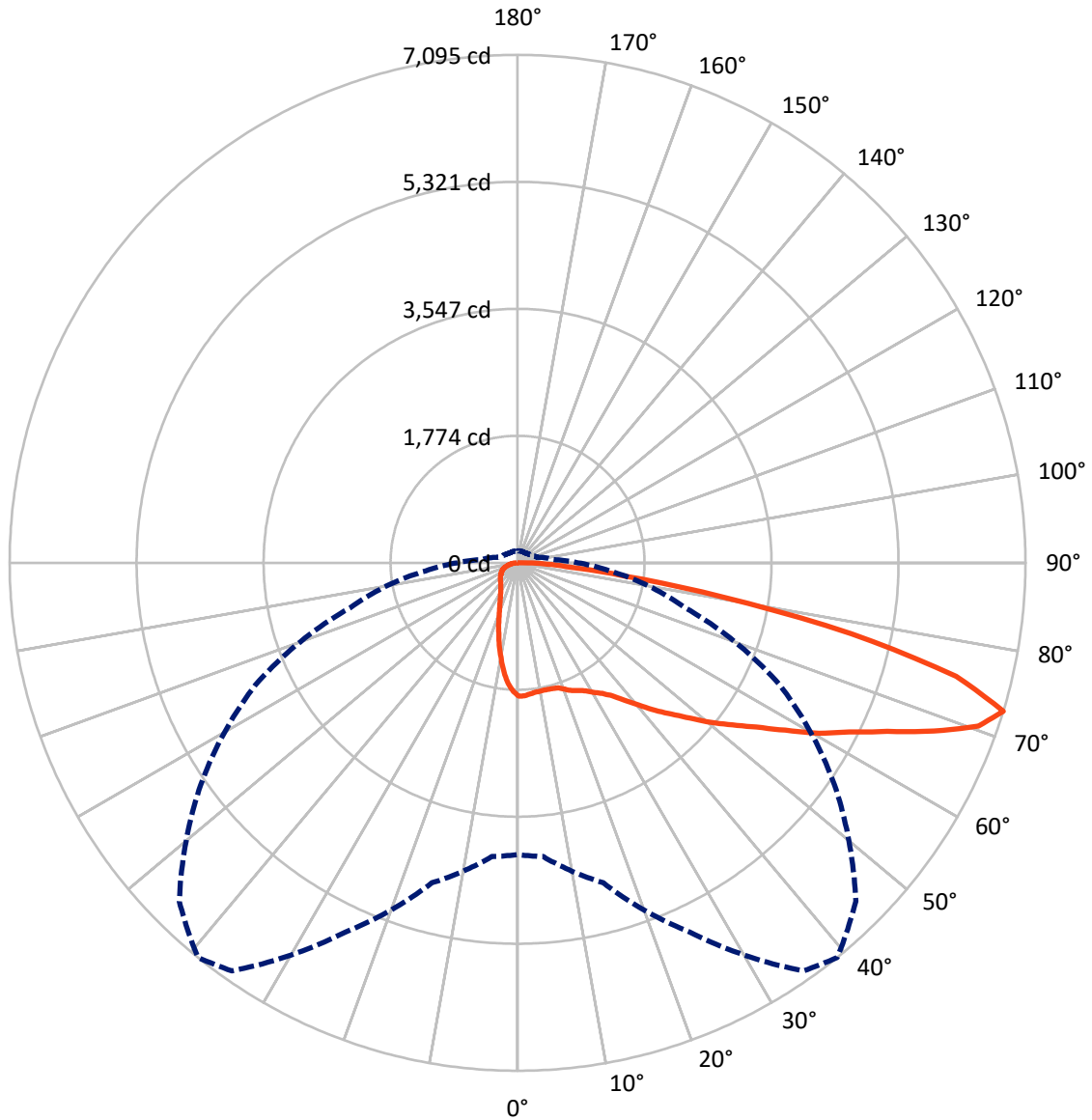
× Max cd
 - - - 1/2 Max cd



Based on 15 foot mounting height. Maximum calculated value = 8.3 fc
 Type IV - Short - N/A

REPORT NUMBER: P675752
CATALOG NUMBER: CCW-SA-2E-830-U-SL4

Luminous Intensity Polar Plot



— Vertical Plane Through 39-Deg Lateral - - - Horizontal Cone Through 72.5-Deg Vertical

REPORT NUMBER: P675752
 CATALOG NUMBER: CCW-SA-2E-830-U-SL4

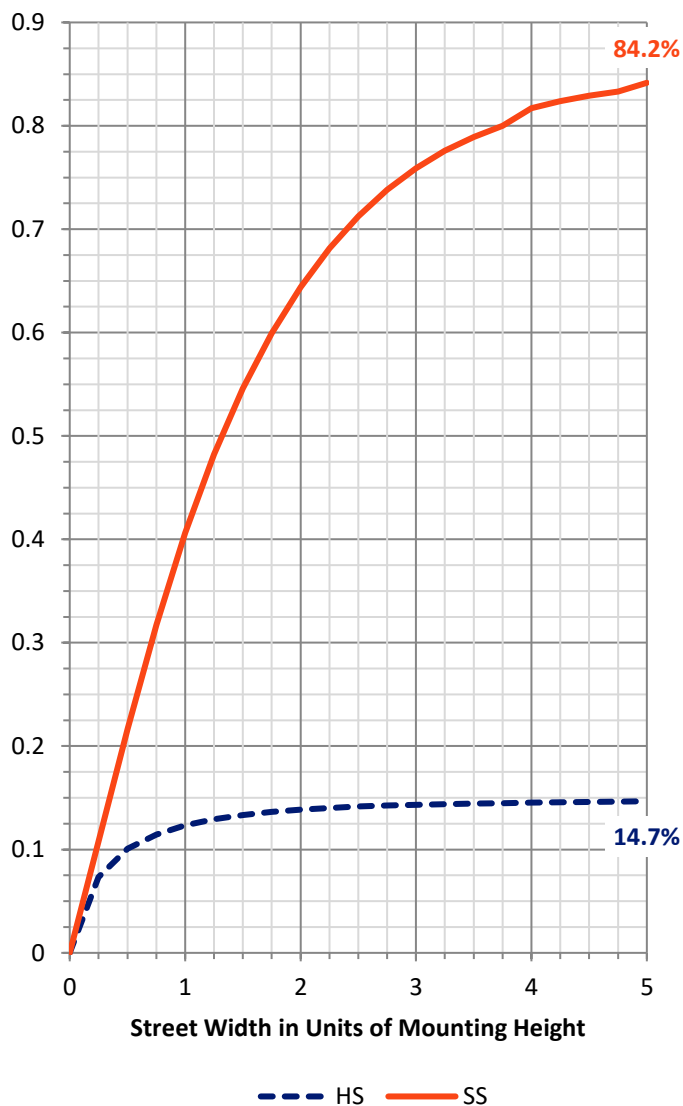
FLUX DISTRIBUTION:

		Downward	Upward	Total
House Side	Lumens	1582.3	0.0	1582.3
	% Fixture	14.9	0.0	14.9
Street Side	Lumens	9064.2	0.0	9064.2
	% Fixture	85.1	0.0	85.1
Total	Lumens	10646.4	0.0	10646.4
	% Fixture	100.0	0.0	100.0

Coefficient of Utilization

ZONAL LUMENS:

Zone	Lumens	% Fixture
0°-10°	164.6	1.5
10°-20°	420.3	3.9
20°-30°	640.3	6.0
30°-40°	936.7	8.8
40°-50°	1434.0	13.5
50°-60°	2103.2	19.8
60°-70°	2682.3	25.2
70°-80°	1938.0	18.2
80°-90°	326.9	3.1
90°-100°	0.0	0.0
100°-110°	0.0	0.0
110°-120°	0.0	0.0
120°-130°	0.0	0.0
130°-140°	0.0	0.0
140°-150°	0.0	0.0
150°-160°	0.0	0.0
160°-170°	0.0	0.0
170°-180°	0.0	0.0
0°-90°	10646.4	100.0
0°-180°	10646.4	100.0

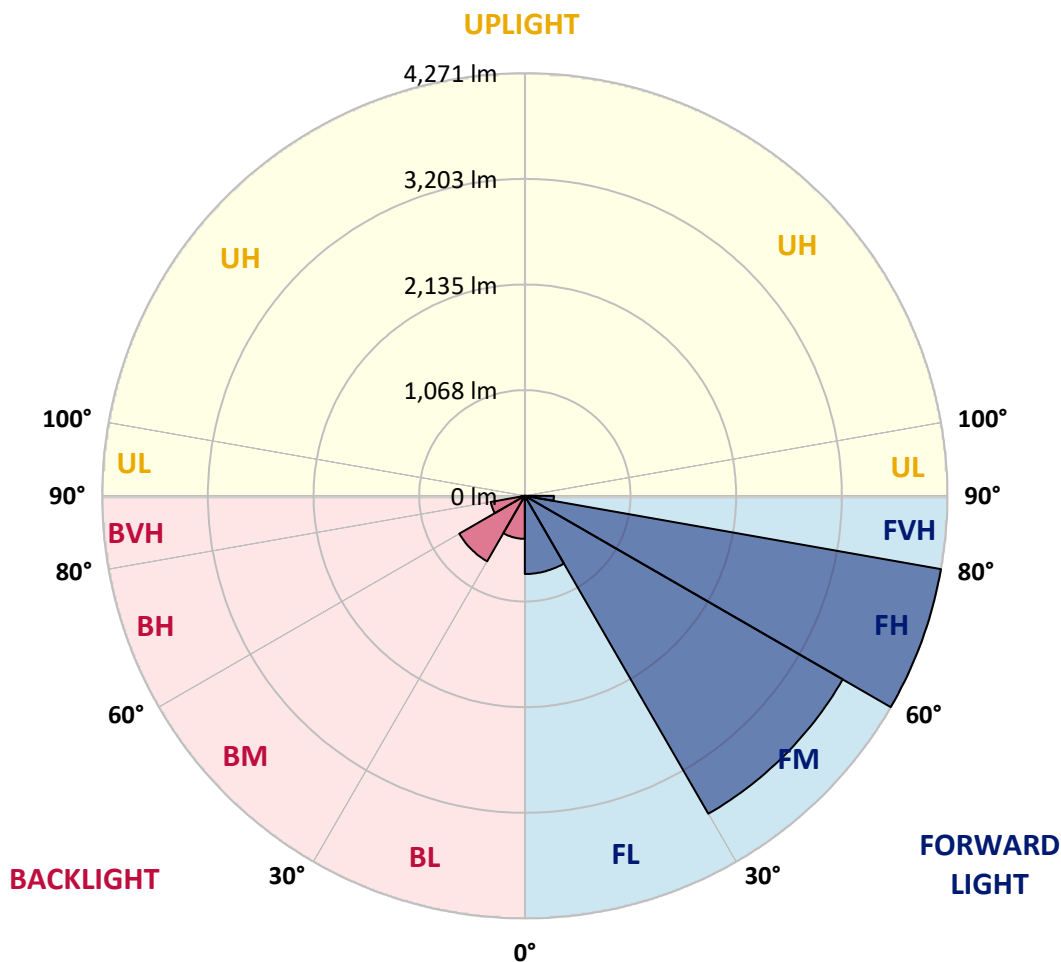


REPORT NUMBER: P675752
 CATALOG NUMBER: CCW-SA-2E-830-U-SL4

LUMINAIRE CLASSIFICATION SYSTEM LUMEN TABLE AND BUG RATING:

Zone	Lumens	% Fixture	Zone Rating/Lumen Limit		
			B	U	G
FL (0°-30°)	790.1	7.4			
FM (30°-60°)	3709.5	34.8			
FH (60°-80°)	4270.8	40.1			G2/5000
FVH (80°-90°)	293.8	2.8			G3/500
BL (0°-30°)	435.1	4.1	B1/500		
BM (30°-60°)	764.4	7.2	B1/1000		
BH (60°-80°)	349.6	3.3	B1/500		G1/500
BVH (80°-90°)	33.1	0.3			G1/100
UL (90°-100°)	0.0	0.0		U0/0	
UH (100°-180°)	0.0	0.0		U0/0	

BUG Rating: B1-U0-G3
 Type IV Short





REPORT NUMBER: P675752

CATALOG NUMBER: CCW-SA-2E-830-U-SL4

CANDELA DISTRIBUTION (FULL):

	0°	5°	15°	25°	35°	39°	45°	55°	65°	75°	85°
0°	1863.6	1863.6	1863.6	1863.6	1863.6	1863.6	1863.6	1863.6	1863.6	1863.6	1863.6
2.5°	1891.6	1895.6	1887.6	1879.6	1875.6	1859.6	1875.6	1867.6	1859.6	1859.6	1859.6
5°	1867.6	1871.6	1871.6	1863.6	1867.6	1839.6	1835.6	1839.6	1827.6	1819.6	1815.6
7.5°	1831.6	1839.6	1855.6	1851.6	1835.6	1823.6	1827.6	1823.6	1803.6	1791.6	1759.6
10°	1803.6	1811.6	1819.6	1827.6	1823.6	1819.6	1815.6	1799.6	1795.6	1767.6	1735.6
12.5°	1775.6	1775.6	1779.6	1811.6	1815.6	1815.6	1791.6	1791.6	1779.6	1775.6	1727.6
15°	1747.6	1759.6	1791.6	1799.6	1815.6	1823.6	1811.6	1811.6	1791.6	1763.6	1727.6
17.5°	1755.6	1775.6	1807.6	1827.6	1835.6	1835.6	1851.6	1839.6	1811.6	1795.6	1759.6
20°	1795.6	1799.6	1839.6	1875.6	1883.6	1883.6	1867.6	1855.6	1835.6	1807.6	1759.6
22.5°	1819.6	1847.6	1895.6	1915.6	1939.6	1939.6	1919.6	1891.6	1863.6	1835.6	1783.6
25°	1923.6	1927.6	1947.6	1979.6	1991.6	1975.6	1955.6	1923.6	1887.6	1859.6	1811.6
27.5°	1995.6	2015.6	2039.6	2055.6	2035.6	2023.6	2007.6	1971.6	1943.6	1919.6	1851.6
30°	2127.5	2103.6	2119.5	2127.5	2091.6	2099.6	2055.6	2023.6	1991.6	1991.6	1915.6
32.5°	2207.5	2227.5	2211.5	2207.5	2179.5	2175.5	2147.5	2111.5	2091.6	2115.5	2011.6
35°	2347.5	2335.5	2335.5	2331.5	2299.5	2279.5	2279.5	2215.5	2235.5	2287.5	2159.5
37.5°	2419.5	2415.5	2439.5	2459.5	2427.5	2439.5	2427.5	2399.5	2407.5	2499.5	2343.5
40°	2491.5	2519.5	2567.5	2575.4	2595.4	2611.4	2603.4	2599.4	2631.4	2779.4	2591.4
42.5°	2559.5	2583.4	2655.4	2719.4	2767.4	2819.4	2823.4	2823.4	2927.4	3139.3	2891.4
45°	2647.4	2667.4	2767.4	2895.4	2975.4	3011.4	3043.3	3079.3	3219.3	3471.3	3211.3
47.5°	2767.4	2783.4	2903.4	3063.3	3219.3	3239.3	3303.3	3343.3	3555.2	3811.2	3539.2
50°	2939.4	2927.4	3023.4	3255.3	3407.3	3503.3	3595.2	3667.2	3875.2	4155.1	3795.2
52.5°	3079.3	3079.3	3151.3	3459.3	3667.2	3759.2	3855.2	3955.2	4195.1	4499.0	4003.1
55°	3319.3	3295.3	3339.3	3659.2	3959.2	4047.1	4231.1	4315.1	4547.0	4755.0	4179.1
57.5°	3483.3	3495.3	3547.2	3923.2	4303.1	4411.1	4595.0	4655.0	4859.0	5022.9	4307.1
60°	3699.2	3659.2	3771.2	4215.1	4683.0	4835.0	4986.9	5022.9	5174.9	5194.9	4367.1
62.5°	3907.2	3899.2	3995.1	4507.0	5090.9	5198.9	5354.9	5394.8	5458.8	5330.9	4283.1
65°	4035.1	4087.1	4267.1	4827.0	5554.8	5674.8	5830.8	5750.8	5678.8	5210.9	3871.2
67.5°	4211.1	4235.1	4511.0	5174.9	6090.7	6270.7	6406.6	6090.7	5554.8	4719.0	3259.3
70°	4251.1	4315.1	4675.0	5538.8	6642.6	6826.5	6834.5	5974.7	5102.9	3839.2	2363.5
72.5°	4075.1	4119.1	4627.0	5690.8	6958.5	7094.5	6682.6	5402.8	4043.1	2419.5	1287.7
75°	3427.3	3551.2	4027.1	5222.9	6378.6	6326.6	5662.8	4123.1	2427.5	1071.8	543.9
77.5°	2387.5	2391.5	2887.4	3799.2	4775.0	4763.0	4039.1	2391.5	1039.8	431.9	319.9
80°	1059.8	1135.8	1435.7	2047.6	2899.4	2899.4	2355.5	1187.7	519.9	279.9	220.0
82.5°	623.9	647.9	767.8	955.8	1411.7	1487.7	1127.8	791.8	355.9	176.0	136.0
85°	459.9	499.9	571.9	575.9	667.9	679.9	623.9	687.9	243.9	96.0	112.0
87.5°	343.9	367.9	455.9	379.9	355.9	335.9	383.9	703.8	92.0	48.0	36.0
90°	0.0	0.0	0.0	0.0	0.0	0.0	0.0	0.0	0.0	0.0	0.0



REPORT NUMBER: P675752
 CATALOG NUMBER: CCW-SA-2E-830-U-SL4

CANDELA DISTRIBUTION (continued):

	90°	95°	105°	115°	125°	135°	145°	155°	165°	175°	180°
0°	1863.6	1863.6	1863.6	1863.6	1863.6	1863.6	1863.6	1863.6	1863.6	1863.6	1863.6
2.5°	1843.6	1843.6	1835.6	1819.6	1819.6	1787.6	1795.6	1803.6	1783.6	1783.6	1787.6
5°	1815.6	1799.6	1779.6	1755.6	1739.6	1695.6	1687.6	1659.6	1655.6	1647.6	1635.7
7.5°	1759.6	1735.6	1699.6	1663.6	1611.7	1571.7	1523.7	1483.7	1467.7	1455.7	1451.7
10°	1707.6	1703.6	1643.6	1571.7	1491.7	1415.7	1343.7	1291.7	1259.7	1239.7	1235.7
12.5°	1707.6	1675.6	1591.7	1491.7	1375.7	1263.7	1171.7	1099.8	1055.8	1023.8	1011.8
15°	1699.6	1667.6	1555.7	1403.7	1271.7	1119.8	991.8	915.8	851.8	819.8	823.8
17.5°	1707.6	1659.6	1503.7	1339.7	1155.8	991.8	839.8	747.8	683.9	659.9	655.9
20°	1711.6	1651.6	1463.7	1251.7	1035.8	851.8	707.8	619.9	571.9	555.9	555.9
22.5°	1703.6	1627.7	1403.7	1147.8	931.8	735.8	615.9	539.9	507.9	487.9	495.9
25°	1739.6	1623.7	1347.7	1059.8	811.8	639.9	547.9	491.9	471.9	459.9	463.9
27.5°	1747.6	1623.7	1303.7	959.8	707.8	567.9	495.9	459.9	443.9	435.9	431.9
30°	1779.6	1631.7	1251.7	859.8	623.9	511.9	455.9	435.9	423.9	419.9	419.9
32.5°	1867.6	1655.6	1195.7	775.8	551.9	463.9	427.9	411.9	403.9	399.9	403.9
35°	1971.6	1719.6	1135.8	687.9	499.9	431.9	403.9	391.9	387.9	387.9	387.9
37.5°	2131.5	1815.6	1083.8	615.9	455.9	399.9	379.9	375.9	371.9	375.9	375.9
40°	2315.5	1919.6	1035.8	559.9	423.9	379.9	359.9	359.9	355.9	359.9	363.9
42.5°	2527.5	2047.6	987.8	503.9	395.9	363.9	347.9	343.9	339.9	347.9	351.9
45°	2819.4	2223.5	955.8	471.9	375.9	347.9	331.9	331.9	327.9	327.9	335.9
47.5°	3063.3	2391.5	955.8	439.9	363.9	335.9	319.9	319.9	311.9	315.9	315.9
50°	3267.3	2535.5	975.8	431.9	347.9	323.9	311.9	303.9	299.9	299.9	299.9
52.5°	3403.3	2623.4	991.8	423.9	339.9	307.9	299.9	295.9	287.9	283.9	287.9
55°	3539.2	2683.4	995.8	423.9	327.9	291.9	283.9	283.9	275.9	271.9	271.9
57.5°	3591.2	2659.4	939.8	415.9	319.9	279.9	271.9	267.9	263.9	259.9	259.9
60°	3567.2	2571.5	815.8	395.9	311.9	271.9	255.9	255.9	255.9	247.9	251.9
62.5°	3403.3	2271.5	655.9	363.9	299.9	255.9	239.9	247.9	247.9	243.9	243.9
65°	2971.4	1875.6	531.9	335.9	283.9	243.9	228.0	239.9	243.9	239.9	235.9
67.5°	2375.5	1443.7	439.9	303.9	263.9	224.0	212.0	224.0	228.0	224.0	224.0
70°	1631.7	931.8	355.9	271.9	235.9	204.0	192.0	200.0	200.0	204.0	204.0
72.5°	843.8	503.9	291.9	232.0	204.0	184.0	172.0	172.0	168.0	168.0	168.0
75°	419.9	343.9	243.9	196.0	172.0	156.0	148.0	140.0	140.0	140.0	140.0
77.5°	291.9	263.9	200.0	156.0	140.0	128.0	128.0	116.0	116.0	116.0	116.0
80°	220.0	208.0	152.0	120.0	108.0	100.0	100.0	96.0	96.0	92.0	92.0
82.5°	156.0	168.0	116.0	88.0	80.0	76.0	76.0	72.0	72.0	64.0	64.0
85°	124.0	140.0	88.0	64.0	60.0	52.0	52.0	48.0	48.0	44.0	40.0
87.5°	36.0	76.0	36.0	24.0	24.0	24.0	24.0	20.0	20.0	16.0	16.0
90°	0.0	0.0	0.0	0.0	0.0	0.0	0.0	0.0	0.0	0.0	0.0

(END OF REPORT)